

Finding the Text of a Bill Using Texas Legislature Online

www.legis.state.tx.us

(Covering bills from 1995 – Present)

February 2015

Prepared by the Collin County Law Library

Contents

[The Homepage](#)
[Getting Started](#)

[Finding a Bill: If You Know the Bill Number](#)

[Finding a Bill: Searching for Bills by Topic](#)

[Viewing a Bill](#)

Step 1: The Homepage

Go to: www.legis.state.tx.us

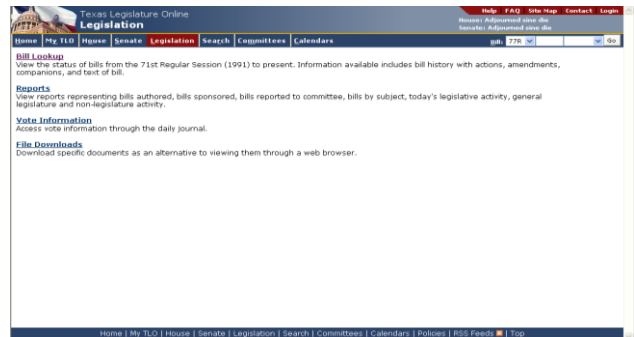
This is the central navigation point from which you can access the wealth of legislative information available on *Texas Legislature Online*. From here, you can link to the text and legislative history of bills from 1995 to present.



Step 2: Getting Started

Click on the “Legislation” tab located on the dark blue toolbar at the top of the homepage.

This will take you to a new screen that allows you to search for bills and review their status in a number of different ways.



Step 3: Finding a Bill If You Know the Bill Number:

Click on “Bill Lookup.”

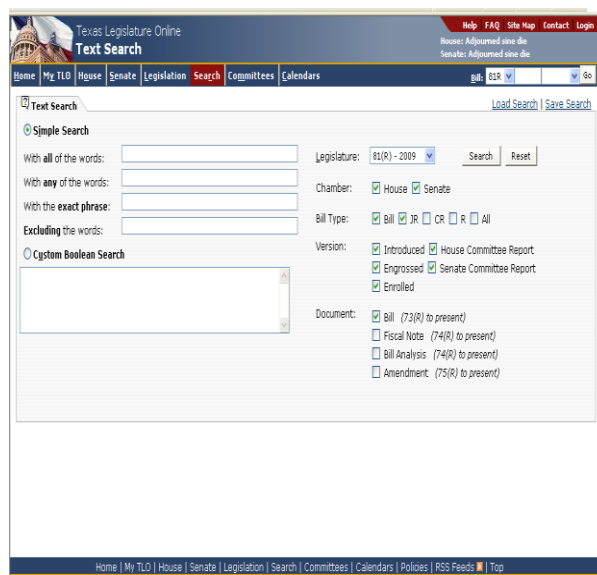
First select the appropriate Legislature from the Legislative Session box. Then enter the bill number. Sample formats for entering the bill number are provided. Now choose which information about the bill you would like to view first by making a selection from the drop down menu. Finally, click on the “Submit” button to send your request.



Searching for Bills by Topic:

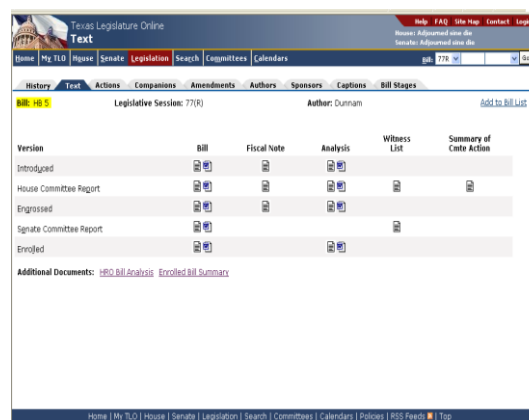
Click on “Text Search.”

(The Text Search link is located on the right side of the legislation page.) Select the appropriate Legislature. Place check marks next to the Chamber, Bill Type, and Version you are interested in. Remember: the more boxes you check, the more specific your search results will be. Next, choose the types of documents (i.e.: Bill Text, Fiscal Note, Bill Analysis, Amendment) you would like to search by placing a check mark next to all that apply. Then enter the topic keywords you would like to search for. Finally, click on the “Search” button to send your request.



Step 4: Viewing a Bill

Once you have retrieved a bill, there are several different versions of the bill that you may view. The *Introduced Version* is the text of the bill as it was first introduced to the legislature. The *Engrossed Version* is the text of the bill after it has passed its originating house of the legislature. This version is then presented to the other house for approval. The *Enrolled Version* is the text of the bill as it is finally passed by BOTH houses of the legislature. This version is the final version of the bill as signed by the Governor; this version is known as “the law.”



[Back to Top](#)